



Midwest Prospect's Sioux Falls

Showcase

Results

June 7th, 2024

Easton Riley

60 Yard Dash Times

8.10, 8.37

IF Velocity

-

OF Velocity

-

1B - Velocity

65-68, 71mph

C - Velocity

67-70mph

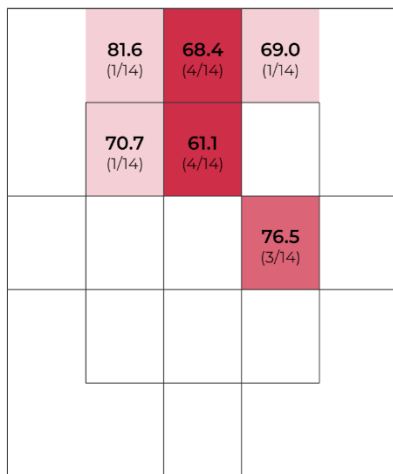
C- Pop Times

2.25, 2.28, 2.29

DATA

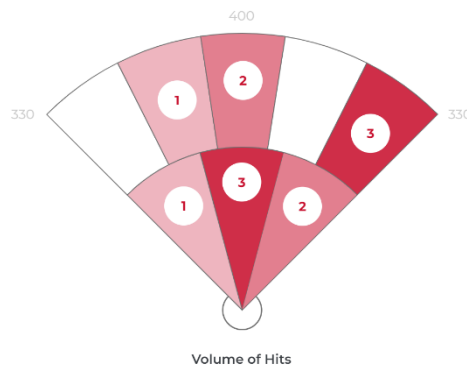
	Avg	Max	Hard Hit Avg		
Exit Velocity	69.4	81.6	76.5	Batting Avg.	0.267
Launch Angle	20.9	60.9	27.2	xwOBA	0.362
Direction	12°R	56.5°R	26°R	Slugging	0.500
Distance	131	276	230	Hard Hit %	53.3%
Spin Rate	1,958	3,699	1,430	Bombs %	40%
				Ropes %	13.3%

EXIT VELOCITY BY ZONE



Volume of Hits

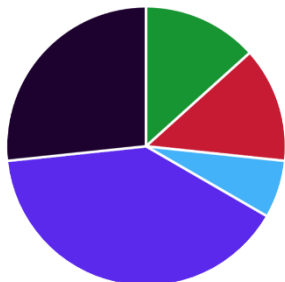
HIT VOLUME



Zone	Pull	Middle	Oppo
Volume of Hits	1/12	6/12	5/12
Avg. LA	55.0	35.0	21.0
Avg. EV	60.0	63.0	78.0
Avg. Spin	3,107	2,301	1,277
Avg. Distance	164	175	211

HIT CLASSIFICATION

- Dribbler
- Low Line Drive
- High Line Drive
- Fly Ball
- Pop Up



HIT OUTCOMES

- Single
- Double
- Field Out
- Foul Ball

